























Model	Appearance	Description	MSRP
<b>HMI Series</b>			
		<b>Resolution: CIF 352x288/352x240,Real time, 4CIF 704x576 6 fps</b> <b>Ethernet,RS485,USB Support Dual-Stream DC +6-36V/9-18V</b>	
DS-8104HMI-A		4 ch video and 4 ch audio input (Aviation connector), CIF real time GPS, G-Sensor, Support 2 HDD (2.5"),DC +6-36V	\$1,643
DS-8104HMI-M		4 ch video and 2ch audio input, CIF real time GPS, G-Sensor, Support SD card,DC +9-18V	\$1,066
<b>HMFI Series</b>			
		<b>Resolution: 4CIF 704x576/704x480 Real Time Aviation connector</b> <b>Ethernet,VGA,RS232,E-SATA,USB Support Dual-Stream</b> <b>Support internal HDD, DC +6-36V Include Client Software and SDK</b>	
DS-8008HMFI		8 ch video and audio input, 4CIF real time, with GPS Support 2 HDD	\$3,869
DS-8012HMFI		12 ch video and audio input, 4CIF real time, with GPS Support 2 HDD	\$4,735
<b>Backup Device</b>			
		<b>For Mobile DVR with 5.5" TFT LCD Support internal 1 SATA HD</b>	
DS-1002HMI-S		E-SATA, USB, DC +12V	\$837
<b>Docking Station</b>			
		<b>PC Connection Docking Device for removable HDD</b>	
DS-1004HMI		Docking Station	\$459
<b>GPS Module</b>			
G Mouse		External GPS Module	\$231
<b>Embedded DVS ( Encoder )</b>			
		<b>Resolution: 4CIF 704x576/704x480</b> <b>CIF 352x288/352x239</b> <b>Real Time Include Total Client Software and SDK</b>	
DS-6508HCI		8-ch video and audio CIF	\$950
DS-6516HCI		16-ch video and audio CIF	\$1,239
DS-6504HFI		4-ch video and audio 4CIF	\$922
DS-6508HFI		8-ch video and audio 4CIF	\$1,210
DS-6516HFI		16-ch video and audio 4CIF	\$1,499
<b>9100 VCS Series Intelligence DVR</b>			
		<b>Resolution: 4CIF 704x576/704x480 400/480 fps</b> <b>Support Maximum 8 HDD ( SATA ) Support Dual-Stream</b> <b>Include Total Client Software and SDK</b>	
iDS-9104HFI-S/4		4-ch behavior analysis, 4 channel video and audio, 4CIF	\$8,809
iDS-9108HFI-S/4		4-ch behavior analysis, 8 channel video and audio, 4CIF	\$9,675
iDS-9108HFI-S/8		8-ch behavior analysis, 8 channel video and audio, 4CIF	\$14,586
iDS-9116HFI-S/4		4-ch behavior analysis, 16 channel video and audio,4CIF	\$11,119
iDS-9116HFI-S/8		8-ch behavior analysis, 16 channel video and audio,4CIF	\$16,030
iDS-9116HFI-S/16		16-ch behavior analysis, 16 channel video and audio,4CIF	\$26,142
<b>52 Series</b>			
		<b>Windows/Linux Based DVR, Intel Atom Platform 4CIF @ 30 FPS</b>	
DS-5208HFI-A		8 channel video and audio	\$2,167
DS-5216HFI-A		16 channel video and audio	\$3,207
HK-RA204P		H.264, 4ch analog DVR w/250GB HDD, CIF@30fps,VGA:1024x768, 4ch playback, Internet/cell phone access, Audio In: 1ch Out: 1ch, Alarm In: 4 Out: 1, USB, Pentaplex, Dual Stream, mouse, IR remote, 4IR bullet cameras, 2x3.6mm lens and 2x6mm lens, 5.5A camera and DVR pwr supply included. Supports up to 1T SATA HDD	\$1,153









<b>5" Fast Speed PTZ Dome</b> (mounting bracket included.)		<b>Preset:256,Speed:0.10-4000/s(Horizontal), Decode:Hik, Pelco-P, Pelco-D,self-adaptive Automatic Heater, Lightning-Proof, Surge-Proof, -300-- 650C Auto Mode, Park Actions, Status Memory, Schedule Actions, Alarm Actions</b>	
DS-2AF1-504 (Indoor)		PAL:752(H)x582(V),NTSC:768(H)x494(V), 1/4" Sony Super HAD CCD, ICR Color: ≤0.2Lux, Zoom:23x, Color: 480TVL, B/W: 520TVL Focus: 3.84-88.4mm, SNR>50db,Tilt Range:-5°~185°(Auto Flip) Electronic shutter:1/50(1/60)-1/10000s, AC24V(DC12V Optional)	\$1,470
DS-2AF1-506 (Indoor)		PAL:752(H)x582(V),NTSC:768(H)x494(V), 1/4" Interline Transfer CCD, ICR Color: ≤0.8Lux, Zoom:30x, Digital Zoom: 16X,Color: 540TVL, B/W: 570TVL Focus: 3.5-105mm, SNR>50db,Tilt Range:-5°~185°(Auto Mirror) Electronic shutter:1/50(1/60)-1/10000s, AC24V	\$1,702
DS-2AF1-507 (Indoor)		PAL:752(H)x582(V),NTSC:768(H)x494(V), 1/4" Sony EXVIEW CCD, ICR Color: ≤1.4Lux, Zoom:36x, Digital Zoom: 12X, Color: 480TVL, B/W: 520TVL Focus: 3.4-122.4mm, SNR>50db,Tilt Range:-5°~185°(Auto Mirror) Electronic shutter:1/50(1/60)-1/10000s, AC24V(DC1	\$2,423
DS-2AF1-518 (Outdoor)		PAL:752(H)x582(V),NTSC:768(H)x494(V), 1/4" Sony Super HAD CCD, ICR Color: ≤0.2Lux, Zoom:16x,Color: 540TVL, B/W: 570TVL Focus: 3.4-122.4mm, SNR>50db,Tilt Range:-5°~185°(Auto Flip) Electronic shutter:1/50(1/60)-1/10000s, AC24V(DC12V Optional)	\$2,106
DS-2AF1-508 (Indoor)			
<b>UFO CCD Color Camera</b>			
DS-2CC502N-FD1		420 lines Day/Night color CCD camera,Sony 1/3 CCD, 0.1Lux@F1.2, Lens 3.6mm, DC12V	\$118
DS-2CC512N-FD1		480 lines Day/Night color CCD high resolution camera,Sony 1/3 CCD, 0.1Lux@F1.2, Lens 3.6mm, DC12V	\$173
<b>6" Middle Speed PTZ Dome</b> (mounting bracket included.)			
DS-2AM1-612X/M (Indoor/Outdoor)		22x zoom 6" medium speed dome camera, 1/4" Sony Super HAD CCD, 480TVL, NTSC:768x494, 1.0lux@F1.4, 3.91-85.8mm lens, 0.2-75° /s Pan, 0.2-50° /s Tilt, Day&Night: Electronic shutter, IP66 (outdoor), OSD menu, wall mnt. brck. DS-1611ZJ included (outdoor), 24VA	\$1,182
DS-2AM1-632X/M (In-Ceiling)			\$1,066
DS-2AM1-613X/M (Indoor/Outdoor)		18x zoom 6" medium speed dome camera, 1/4" Sony Exview HAD CCD, 480TVL, NTSC:768x494, 0.7lux@F1.4(color), 0.01lux@F1.4(B&W), 4.1-73.8mm lens, 0.2-75° /s Pan, 0.2-50° /s Tilt, Day&Night: ICR, IP66 (outdoor), wall mnt. brck. DS-1611ZJ included (outdoor), 24V	\$1,520
DS-2AM1-633X/M (In-Ceiling)			\$1,404
DS-2AM1-614X/M (Indoor/Outdoor)		23x zoom 6" medium speed dome camera, 1/4" Sony Interline transfer Super HAD CCD, 480TVL (color) 520TVL (B&W), NTSC:768x494, 0.2lux@F1.6 (color), 0.02lux@F1.6(B&W), 3.84-88.4mm lens, 0.2-75° /s Pan, 0.2-50° /s Tilt, Day&Night: ICR, IP66 (outdoor), OSD men	\$1,387
DS-2AM1-634X/M (In-Ceiling)			\$1,271
DS-2CD793NF-E		4CIF Real-time CCD IP Vandal-proof Low-light Indoor Dome Camera Camera Image Sensor:1/3 inch CCD Angle of view: 97°~24° Electronic Shutter: 1/25s ~1/100,000s Min. Illumination Color: 0.1 Lux @ F1.2 B / W: 0.01 Lux @ F1.2 Lens: 2.8-11mm @ F1.2 /DC Drive Auto Iris lens Day / Night: Electronic	\$636
DS-2CC176N-A (Highlight Compensation)		540 lines Day/Night color ICR camera CCD (Color 540 lines, B/W 600 lines, 1/2"SONY EX-View HAD CCD , OSD Menu) (Color: 0.003Lux @ F1.2, 0.00002Lux @ (F1.2, sensitivityx256), B/W: 0.0003Lux @ F1.2, 0.00002Lux @ (F1.2, sensitivityx256), DC12V/AC24V),	\$893
DS-2CZ282N		540 lines Day/Night color CCD high resolution ICR camera (color 540TVL,B/W 600TVL, 1/4"SONY Interline Transfer Super HAD CCD) (color: 0.2Lux@F1.4, 0.008Lux@F1.4 (sensitivityx256), B/W: 0.02Lux@F1.4, 0.0008Lux@F1.4 (sensitivityx256), Optical Zoom: 36	\$749
DS-2CZ292N		540 lines Day/Night color CCD high resolution ICR camera (color 540TVL,B/W 600TVL, 1/4"SONY Interline Transfer Super HAD CCD) (color: 0.2Lux@F1.4, 0.008Lux@F1.4 (sensitivityx256), B/W: 0.02Lux@F1.4, 0.0008Lux@F1.4 (sensitivityx256), Optical Zoom: 36	\$835

DS-2CD793NFWD-E		4CIF 1/3" CCD WDR Vandal-proof Network Dome Camera, Image Sensor: 1/3" SONY vertical double density interline CCD, Electronic Shutter: 1/25(1/30)s - 1/100,000s, Min. Illumination: 0.02Lux @ (F1.2, AGC ON), 0.027Lux @(F1.4, AGC ON). Lens: 2.8-11mm @ F1.4, Angle of view: 97°-24°. Lens Mount: Φ14. Auto Iris: DC Drive. Adjustment Range: Pan 0°-360°, Tilt 0°-90°, Rotation 0°-360°. Day / Night: Electronic. Wide Dynamic Range: 160X. Dimensions(mm): 140 x 114	\$662
-----------------	---	---	-------






Model	Appearance	Description	MSRP
<b>Series 5</b> <b>DS-9100HFI-S</b> H.264, 4ch,8ch, 16ch DVR, 4CIF@30fps analog,VGA:1280x1024, 4ch playback, Audio In:16ch, Out: 2, Alarm In: 16, Out: 4, 3 USBs, Pentaplex, Dual Stream, DDNS, Email alert, Internet/cell phone access, NAS, NTP, SADP, PTZ controls,mouse, IR remote, mount brackets included. Supports up to 8 SATA HDD @ 2TB each. HDD sold seperately. Support 10/100/1000M ethernet			
DS-9104HFI-S		4ch - 5 Series DVR	\$1,487
DS-9108HFI-S		8ch - 5 Series DVR	\$1,739
DS-9116HFI-S		16ch - 5 Series DVR	\$2,574
<b>Series 5</b> <b>DS-8100HFI-S</b> H.264, 4ch,8ch, 16ch DVR, 4CIF@30fps analog,VGA:1024x768, 4ch playback, Audio In:16ch, Out: 1, Alarm In: 16, Out: 4, 3 USBs, Pentaplex, Dual Stream, DDNS, Email alert, Internet/cell phone access, NAS, NTP, SADP, PTZ controls,mouse, IR remote, mount brackets included. Supports up to 8 SATA HDD @ 2TB each. HDD sold seperately. Support 10/100M ethernet			
DS-8104HFI-S		4ch - 5 Series DVR Alarm In:4, Out:2, Up to 4 SATA HDD	\$1,442
DS-8108HFI-S		8ch - 5 Series DVR	\$1,702
DS-8116HFI-S		16ch - 5 Series DVR	\$2,337
<b>Series 4</b> <b>DS-9100HDI-S DVR</b> H.264, 4ch, 8ch, or 16ch analog DVR , 2CIF@30fps/ 4CIF@15fps VGA: 1280X1024, 16ch playback, Audio In: 16ch, Out: 2, Alarm In: 16, Out: 4, 3 USBs, Pentaplex, Dual Stream, DDNS, Email alert, Internet/cell phone access, NTP, SADP, PTZ controls, mouse, IR remote. mount brackets included. Supports up to 8 SATA HDD@ 2TB each. HDD sold seperately. Support 10/100/1000M ethernet			
DS-9104HDI-S		4ch - 4 Series DVR	\$1,123
DS-9108HDI-S		8ch - 4 Series DVR	\$1,655
DS-9116HDI-S		16ch - 4 Series DVR	\$1,936
<b>Series 4</b> <b>DS-8100HDI-S DVR</b> H.264, 4ch, 8ch, or 16ch analog DVR , 2CIF@30fps/ 4CIF@12fps VGA: 1024x768, 8ch playback, Audio In: 16ch, Out: 1, Alarm In: 16, Out: 4, 3 USBs, Pentaplex, Dual Stream, DDNS, Email alert, Internet/cell phone access, NTP, SADP, PTZ controls, mouse, IR remote. mount brackets included. Supports up to 8 SATA HDD@ 2TB each. HDD sold seperately. Support 10/100 ethernet			
DS-8104HDI-S		4ch - 4 Series DVR 2CIF@30fps/4CIF@8fps, Alarm In:4, Out: 2, Up to 4 SATA HDD	\$979
DS-8108HDI-S		8ch - 4 Series DVR	\$1,383
DS-8116HDI-S		16ch - 4 Series DVR	\$1,759
<b>Series 3</b> <b>DS-7300HI-S DVR</b> 4ch, 8ch, or 16ch analog DVR, 4CIF@2fps, 2CIF@6fps, CIF@30fps, VGA:1024x768, up to 16ch playback, Audio in: 4ch, Out: 1, Alarm in: 16, Out:4, 2USBs, Pentaplex, Dual stream, Internet/cell phone access, NTP, SADP, PTZ controls, mouse, IR remote, mount brackets included. Supports up to 4 SATA HDD@ 2TB each. HDD sold seperately. Video loop out			
DS-7304HI-S		4ch - 3 Series DVR 4CIF@8fps, 2CIF@16fps	\$707
DS-7308HI-S		8ch - 3 Series DVR	\$945
DS-7316HI-S		16ch - 3 Series DVR	\$1,061
<b>2 Series DVR</b> <b>DS-7204HVI-S</b>			
DS-7204HVI-S		H.264, 4ch analog DVR, CIF@30fps, VGA:1024x768, 4ch playback, Internet/cell phone access, Audio In: 1ch, Out: 1ch, Alarm In: 4, Out: 1, 1 USB, Pentaplex, Dual Stream, mouse, IR remote. Supports up to 2T SATA HDD. HDD sold seperately.	\$321
DS-7204AHLI-VS		H.264, 4-ch video, 1-ch audio, 1 main output and 1 spot output, VGA interface 5" LCD Screen. ( CIF: every channel real time ), Dual-Stream	\$707
DS-7208HVI-S		H.264, 8ch analog DVR, CIF@30fps, VGA:1024x768, 1ch playback, Audio In: 4ch Out: 1ch, Alarm In: 16 Out: 4, 2USB, Pentaplex, mouse, IR remote. Supports up to 2 SATA HDD @ 2TB each. HDD sold seperately. <b>DOES NOT SUPPORT INTERNAL DVD-RW.</b>	\$563
DS-7216HVI-S		H.264, 16ch analog DVR, CIF@30fps, VGA:1024x768, 1ch playback, Audio In: 4ch Out: 1ch, Alarm In: 16 Out: 4, 2USB, Pentaplex, mouse, IR remote. Supports up to 2 SATA HDD @ 2TB each. HDD sold seperately.	\$754








Model	Appearance	Description	MSRP
<b>Series 5 Hybrid</b> <b>DS-9000HFI-S</b>			
H.264, 8ch Analog + 8IP, or 4 megapixel cameras, 16ch + 8IP or 4 megapixel cameras, programmable to 16IP + 8 Analog or 8 megapixels, Hybrid DVR 4CIF@30fps analog, 2 Megapixel no real time, VGA:1280x1024, 4ch playback, Audio In:16ch, Out: 2, Alarm In: 16			
DS-9008HFI-S		8ch - 5 Series Hybrid DVR	\$3,134
DS-9016HFI-S		16ch - 5 Series Hybrid DVR	\$5,188
<b>7604 Series Hybrid</b>			
<b>Support 1 HDD Support local play back, VGA (1280x1024) Include Client Software and SDK</b>			
DS-7604HI-S		4 channel video and audio+ 2 IP Camera(4CIF real time) or (1 720P real time)	\$690
<b>7604 Series NVR</b>			
<b>Support 1 HDD Support local play back, VGA (1280x1024) Include Client Software and SDK</b>			
DS-7604NI-S		4 IP Camera(4CIF) or 2 IP Camera (720P)	\$575
<b>9500 Series NVR</b>			
<b>Support Max. 8 HDD No local play back Include Client Software and SDK</b>			
DS-9508NI-S		8 IP Camera(4CIF) or 4 IP Camera (720P) or (2 2M Pixels no real time)	\$1,269
DS-9516NI-S		16 IP Camera(4CIF) or 8 IP Camera (720P) or (4 2M Pixels no real time)	\$1,557

Model	Appearance	Description	MSRP
<b>A9 Series</b>			
Linux, 1xProcessor(64bits), 1G Cache, 2xGb Ethernet Support iSCSI/NFS/CIFS/FTP/HTTP/AFP, Support RAID 0,1,5 Support hotswap HDD, Rack-mount			
DS-A908RE-B		3U, Support max.8 HDD, max.16TB	\$4,157
DS-A916RS-B		3U, Support max.16 HDD, max.32TB	\$8,202
DS-A916RE-B		3U, Support max.16 HDD, max.32TB, Redundant power supply	\$9,646
<b>Keyboards</b>			
DS-1003KI		RS-485 Keyboard, Incorporates all DVR front panel functions, 3D joystick, PTZ controls, supports cascading, 12VDC	\$439
DS-1000KI		IP Keyboard (Network Keyboard), Control Mode:UTP, RS485	\$1,647
Model	Appearance	Description	
<b>SATA HDDs</b>			
SeaGate SATA HDDs AV class have a 30% better reliability than standard hard drives. Designed to simultaneously record multiple high resolution video streams on a 24/7 basis.			
HK-HDD250GB		250GB SATA HDD	
HK-HDD500GB		500GB SATA HDD	
HK-HDD1T		1T SATA HDD	
HK-HDD2T		2 - 1T SATA HDD	
HK-HDD3T		3 - 1T SATA HDD	
HK-HDD4T		4 - 1T SATA HDD	
HK-HDD5T		5 - 1T SATA HDD	
HK-HDD6T		6 - 1T SATA HDD	
HK-HDD7T		7 - 1T SATA HDD	
HK-HDD8T		8 - 1T SATA HDD	
<b>SATA HDDs</b>			
WD SATA HDDs			
HK-HDD2T		2T SATA HDD	
<b>DVD RW</b>			
HK-DVDRW		SATA LG GH20NS10	

Model	Appearance		MSRP
<b>Megapixel IP Box Camera</b> (mounting brackets not included)			
DS-2CD862MF-E 1.3 Megapixel		H.264, 1.3 Megapixel IP Camera, Linux embedded, 1/3" Sony Progressive scan CCD, 720P@ 20fps, 1280X960, 3.5mm audio jack in/out, alarm in/out, RJ45, RS-485, 0.1lux@F1.2, Day&Night: ICR, dual stream, up to 16G SDcard, PoE, 24VAC/12VDC, C/CS mount (lens not included)	\$809
DS-2CD852MF-E(IRCUT) 2.0 Megapixel		1/3 inch CMOS, 1600x1200 Pixels(UXGA), DC12V/AC24V/PoE,(704x480 30fps, 1280x720: <b>15fps</b> , 1600x1200: <b>10fps</b> , 0.5Lux@F1.2,0.1Lux@(F1.2,X5) Support ICR( <b>lens not included</b> )	\$685
DS-2CD886BF-E (5M Pixels, PoE, ePTZ)		1/2.5 inch Progressive Scan CMOS, 3.5mm audio jack in/out, alarm in/out, RJ45, RS-485, DC12V/AC24V/PoE (8 fps @ 2560x1920, 30fps@FULL HD 1080P, 30fps@UXGA(1600x1200) Color: 0.5 Lux@F1.2,B/W: 0.1Lux@F1.2,Sens-up: 0.008Lux@F1.2)( <b>lens not included</b> )	\$1,182
DS-2CD876BF (2M Pixels CCD)		1/1.8 inch SONY Progressive Scan CCD, 3.5mm audio jack in/out, alarm in/out, RJ45, RS-485, DC12V (30fps@UXGA(1600x1200),30fps@720p,30fps@4CIF, Color: 0.5Lux@F1.2,B/W: 0.05Lux@F1.2)( <b>lens not included</b> )	\$2,915
<b>IP CMOS Dome</b>			
DS-2CD732F-E (VGA resolution, PoE, H.264)		1/4 inch CMOS, 480TVL, 3.5-8mm lens, 355° Pan, 90° Tilt, 30fps@640x480 Pixels(VGA), 12VDC/PoE	\$459
DS-2CD7133-E (VGA resolution PoE, ePTZ, H.264)		1/4 inch CMOS,30fps@640x480 Pixels(VGA), 4mm Lens (2.8mm, 6mm, 8mm option), H.264,DC12V/PoE Color: 0.1 Lux@F1.2,B/W: 0.01Lux@F1.2, Vandal proof, IP66. --Currently can not support audio option.	\$343
<b>Megapixel IP Dome Camera</b>			
DS-2CD752MF-E 2.0 Megapixel		H.264, 2 Megapixel IP Camera, 1/3" CMOS, 720P@15fps, UXGA@10fps,1600x1200, 2.8-11mm lens, audio in/out, alarm in/out, RJ45, RS-485, 0.1Lux@F1.2, Day&Night: electronic shutter, dual stream, up to 16G SDHC card, PoE, 12VDC	\$749
DS-2CD7153-E		2 Megapixel IP Camera. 1/3 inch CMOS,H.264,DC12V/PoE, 4mm Lens (2.8mm, 6mm, 8mm option), 15fps@UXGA(1600x1200),30fps@720p,30fps@4CIF,ePTZ Color: 0.5 Lux@F1.2,B/W: 0.1Lux@F1.2, Vandal proof, IP66 ----Currently can not support audio option.	\$603
<b>Megapixel Vandal-Proof IP Dome Camera</b>			
DS-2CD752MF-FB		H.264, 2.0 Megapixel IP Camera, Linux embedded, 1/3" CMOS, vandal-proof, 720P@15fps,UXGA@10fps,1600x1200, 2.7-9mm lens, audio in/out, alarm in/out,RJ45, RS-485, 0.5lux@F1.2, Day&Night: Electronic Shutter, dual stream, up to 16G SDcard, 3/4" threaded knock	\$809
DS-2CD752MF-IFB		H.264, 2.0 Megapixel IP Camera, Linux embedded, 1/3" CMOS, vandal-proof, 720P@15fps,UXGA@10fps,1600x1200, 2.7-9mm lens, audio in/out, alarm in/out,RJ45, RS-485, 0.5lux@F1.2, Day&Night: ICR, dual stream, up to 16G SDcard, 3/4" threaded knockout-top (outdoor)	\$861
DS-2CD762MF-FB		H.264, 1.3 Megapixel IP Camera, Linux embedded, 1/3" Sony Progressive scan CCD, vandal -proof, 720P@ 20fps, 1280x960, 3.3-12mm lens, audio in/out, alarm in/out, RJ45, RS-485, 0.1lux@F1.2, Day&Night: ICR, dual stream, up to1 16G SDcard, 3/4" threaded knock	\$957
DS-2CD762MF-IFB		H.264, 1.3 Megapixel IP Camera, Linux embedded, 1/3" Sony Progressive scan CCD, vandal -proof, 720P@ 20fps, 1280x960, 3.3-12mm lens, audio in/out, alarm in/out, RJ45, RS-485, 0.1lux@F1.2, Day&Night: ICR, dual stream, up to1 16G SDcard, 3/4" threaded knock	\$1,009
DS-2CD752MF-IFBH		Image Sensor 1/3 inch CMOS Effective Pixels 1600 (H) x 1200 (V) Min. Illumination 0.5Lux @ F1.2 0.1Lux @ F1.2, sensitization x5 0 Lux with IR on Lens 2.7-9mm@ F1.4 / manual Iris megapixel lens Day&Night Mechanical IR filter auto switch Video Parameter Saturation , Brightness , Contrast , Tue adjustable through client software or web browser	\$861

DS-2CD762MF-IFBH		Image Sensor 1/3 inch SONY progressive scan CCD Effective Pixels 1280 (H) x 960 (V), 1.3M CCD Min. Illumination 0.1Lux @ F1.2 (Color) 0.01Lux @ F1.2 (B/W) 0 Lux w/ IR on Lens 2.7-9mm /auto Iris megapixel lens Day&Night Mechanical IR filter auto switch Video Parameter Saturation , Brightness , Contrast , Tue adjustable through client software or web	\$1,009
------------------	--	--	---------

Model	Appearance	Description	MSRP
<b>IP CCD Box Camera</b> (Mounting bracket not included.)			
H.264, IP box camera, Linux embedded, 1/3" Sony Super HAD CCD, 4CIF@30fps, up to 540TVL, NTSC:768x494, 3.5mm audio jack in/out, alarm in/out, RJ45, RS-485, 0.1lux@F1.2, Day&Night: electronic shutter, dual stream, up to 16G SDcard, PoE, 12VDC, C/CS mount			
DS-2CD802NF-E		IP CCD Box Camera, 420TVL, 4CIF@30fps, 12VDC	\$416
DS-2CD812NF-E		IP CCD Box Camera, 480TVL, 4CIF@30fps, 12VDC	\$465
DS-2CD892NF-E		IP CCD Box Camera, 540TVL, 4CIF@30fps, , 12VDC	\$489
<b>Wireless IP CCD Box Camera</b> (Mounting bracket not included.)			
H.264, Wireless IP box camera (IEEE802.11g), Linux embedded, 1/3" Sony Super HAD CCD, 4CIF@30fps, up to 540TVL, NTSC:768x494, 3.5mm audio jack in/out, alarm in/out, RJ45, RS-485, 0.1lux@F1.2, Day&Night: electronic shutter, dual stream, up to 16G SDcard, P			
DS-2CD802NF-W		Wireless IP CCD Box Camera, 420TVL, 4CIF@30fps, 12VDC	\$459
DS-2CD812NF-W		Wireless IP CCD Box Camera, 480TVL, 4CIF@30fps, 12VDC	\$546
DS-2CD892NF-W		Wireless IP CCD Box Camera, 540TVL, 4CIF@30fps,12VDC	\$575
<b>IP CCD IR Camera</b> (Mounting bracket not included.)			
H.264, IP IR box camera, Linux embedded, 1/3" Sony Super HAD CCD, 4CIF@30fps, up to 540TVL, NTSC:768x494, Up to 150ft IR, audio in/out, alarm in/out, RJ45, RS-485, 0.1lux@F1.2 (0lux with IR), 6mm/12mm lens, dual stream, up to 16G SDcard, IP66, 12VDC, C/CS			
DS-2CD802N-IR1		IP CCD IR Camera, 420TVL, 6mm lens, 30ft IR Illum., 4CIF@30fps, 12VDC	\$459
DS-2CD812N-IR1		IP CCD IR Camera, 480TVL, 6mm lens, 30ft IR Illum., 4CIF@30fps, 12VDC	\$529
DS-2CD892N-IR1		IP CCD IR Camera, 540TVL, 6mm lens, 30ft IR Illum, 4CIF@30fps, 12VDC	\$575
DS-2CD802N-IR3		IP CCD IR Camera, 420TVL, 12mm lens, 100ft IR Illum, 4CIF@30fps, 12VDC	\$529
DS-2CD812N-IR3		IP CCD IR Camera, 480TVL, 12mm lens, 100ft IR Illum, 4CIF@30fps, 12VDC	\$575
DS-2CD892N-IR3		IP CCD IR Camera, 540TVL, 12mm lens, 100ft IR Illum, 4CIF@30fps, 12VDC	\$690
DS-2CD802N-IR5		IP CCD IR Camera, 420TVL, 16mm lens, 150ft IR Illum, 4CIF@30fps, 12VDC	\$572
DS-2CD812N-IR5		IP CCD IR Camera, 480TVL, 16mm lens, 150ft IR Illum, 4CIF@30fps, 12VDC	\$629
DS-2CD892N-IR5		IP CCD IR Camera, 540TVL, 16mm lens, 150ft IR Illum, 4CIF@30fps, 12VDC	\$690
<b>IP CCD Dome</b>			
H.264, IP dome camera, Linux embedded, 1/3" Sony Super HAD CCD, 4CIF@30fps, up to 540TVL, NTSC:768x494, audio in/out, alarm in/out, RJ45, RS-485, 0.1lux@F1.2, 3.5-9mm lens, 355° Pan, 90° Tilt, Day&Night: Electronic shutter,dual stream, SDcard, PoE, 12VDC			
DS-2CD702NF-E		IP CCD Dome, 420TVL, 3.5-9mm lens, 355° Pan, 90° Tilt, 4CIF@30fps, 12VDC	\$563
DS-2CD712NF-E		IP CCD Dome, 480TVL, 3.5-9mm lens, 355° Pan, 90° Tilt, 4CIF@30fps, 12VDC	\$612
DS-2CD792NF-E		IP CCD Dome, 540TVL, 3.5-9mm lens, 355° Pan, 90° Tilt, 4CIF@30fps, 12VDC	\$662
<b>Economic IP Pan-Tilt Dome</b>			
DS-2CD726F-PT		H.264, IP Dome, Pan 170°,tilt 90°, 1/4" CMOS, 4CIF@30fps, NTSC:604x480, IR: 30 feet, 480TVL, 0.4Lux/F1.2, 3.6mm lens, 12VDC, 10/100M Ethernet, Dual-Stream, Motion Detection, support SDcard, 12VDC	\$489
DS-2CD727NF-PT		H.264, IP Dome, Pan 170°,tilt 90°, 1/3" Sony Super HAD CCD, 4CIF@30fps, NTSC:510x492, IR: 30 feet, 420TVL, 0.4Lux/F1.2, 3.6mm lens, 12VDC, 10/100M Ethernet, Dual-Stream, Motion Detection, support SDcard, 12VDC	\$546
DS-2CD728NF-PT		H.264, IP Dome, Pan 170°,tilt 90°, 1/3" Sony Super HAD CCD, 4CIF@30fps, NTSC:768x494, IR: 30 feet, 480TVL, 0.4Lux/F1.2, 3.6mm lens, 12VDC, 10/100M Ethernet, Dual-Stream, Motion Detection, support SDcard, 12VDC	\$575






Model	Appearance	Description	MSRP
<b>6" IP Fast Speed PTZ Dome</b> (mounting bracket included & power supply included.)			
DS-2DF1-611H (Outdoor)		H.264, 18x zoom 6" IP fast speed dome camera, Linux embedded, 1/4" Sony EXview CCD, 4CIF@30fps, 480TVL, NTSC:768x494, audio out, alarm in/out, 1.0lux@F1.4, 4.1-73.8mm lens, 0.3-400°/s Pan, 0.5-150°/s Tilt, Day&Night: Electronic shutter, dual stream, up to 16G SDcard, IP66 (outdoor), wall mnt. brck. DS-1611ZJ included (outdoor), 24VAC, power supply included.	\$2,655
DS-2DF1-631H (In-Ceiling)			\$2,539
DS-2DF1-613H (Outdoor)		H.264, 18x zoom 6" IP fast speed dome camera, Linux embedded, 1/4" Sony EXview CCD, 4CIF@30fps, 480TVL (color) 520TVL (B&W), NTSC:768x494, audio out, alarm in/out, 0.7lux@F1.4(color), 0.01lux@F1.4(B&W), 4.1-73.8mm lens, 0.3-400°/s Pan, 0.5-150°/s Tilt, Day&Night: ICR, dual stream, up to 16G SDcard, IP66 (outdoor), wall mnt. brck. DS-1611ZJ included (outdoor), 24VAC, power supply included.	\$2,739
DS-2DF1-633H (In-Ceiling)			\$2,623
DS-2DF1-615H (Outdoor)			\$2,969
DS-2DF1-635H (In-Ceiling)			\$2,855
<b>6" IP Fast Speed PTZ Dome (cont.)</b> (mounting bracket included.)			
DS-2DF1-617H (Outdoor)		H.264, 36x zoom 6" IP fast speed dome camera, Linux embedded, 1/4" Sony EXview CCD, 4CIF@30fps, 480TVL (color) 520TVL (B&W), NTSC:768x494, audio out, alarm in/out, 1.4lux@F1.4(color), 0.01lux@F1.4(B&W), 3.4-122.4mm lens, 0.3-400°/s Pan, 0.5-150°/s Tilt, Day&Night: ICR, dual stream, up to 16G SDcard, IP66 (outdoor), wall mnt. brck. DS-1611ZJ included (outdoor), 24VAC, power supply included.	\$3,319
DS-2DF1-637H (In-Ceiling)			\$3,203
DS-2DF1-617H-B (Outdoor)		H.264, Wide Dynamic Range (WDR) up to 128x digital zoom 6" IP fast speed dome camera, Linux embedded, 1/4" Sony EXview CCD, 4CIF@30fps, 480TVL (color) 520TVL (B&W), NTSC:768x494, audio out, alarm in/out, 1.4lux@F1.4(color), 0.01lux@F1.4(B&W), 3.4-122.4mm lens, 0.3-400°/s Pan, 0.5-150°/s Tilt, Day&Night: ICR, dual stream, up to 16G SDcard, IP66 (outdoor), wall mnt. brck. DS-1611ZJ included (outdoor), 24VAC, power supply included.	\$3,463
DS-2DF1-637H-B (In-Ceiling)			\$3,349
<b>4" IP Fast Speed PTZ Dome</b>			
DS-2DF1-401H		H.264, 10x zoom 4" IP medium speed dome camera, Linux embedded, 1/4" Sony Interline transfer CCD, 4CIF@30fps, 500TVL (color) 570TVL (B&W), NTSC:768x494, audio out, alarm in/out, 0.7lux@F1.4(color), 0.02lux@F1.4(B&W), 3.8-38mm lens, 0.7-400°/s Pan, 0.7-150	\$1,557
<b>Megapixel IP Speed Dome Camera</b> Preset:256, Speed:0.20-75°/s(Horizontal), Decode:Hikvision, Pelco-P, Pelco-D,self-adaptive H.264, 1.3M Pixels, Dual-Stream, Motion Detection 10/100M Ethernet,RJ45 Connector (Fiber connector optional) Automatic Heater, Lightning-Proof, Surge-Proof, -30			
DS-2DF1-671 1.3 Megapixel		H.264, 10x zoom 1.3 megapixel 6" speed dome camera, Linux embedded, 1/3" Sony Progressive Scan CCD, audio in/out, alarm in/out, 0.1lux@F1.6(color), 0.01lux@F1.6(B&W), 4.95-49.5mm lens, 0.2-75°/s Pan, 2-50°/s Tilt, Day&Night: ICR, dual stream, SDcard, IP66	\$3,290
DS-2DF1-672 1.3 Megapixel		H.264, 18x zoom 1.3 megapixel 6" speed dome camera, Linux embedded, 1/3" Sony Progressive Scan CCD, audio in/out, alarm in/out, 0.1lux@F1.6(color), 0.01lux@F1.6(B&W), 4.7-84.6mm lens, 0.2-75°/s Pan, 2-50°/s Tilt, Day&Night: ICR, dual stream, SDcard, IP66	\$3,175











Model	Appearance	Description	MSRP
<b>Analog CCD Color Camera</b> (mounting brackets not included.)			
DS-2CC102N-A		Analog CCD color camera, 1/3" Sony Super HAD CCD, 420TVL, NTSC:768x494, 0.1lux@F1.2, Day&Night: electronic shutter, BLC, 12VDC/24VAC	\$130
DS-2CC112N-A		Analog CCD color camera, 1/3" Sony Super HAD CCD, 480TVL, NTSC:768x494, 0.1lux@F1.2, Day&Night: electronic shutter, BLC, 12VDC/24VAC	\$159
DS-2CC192N-A		Analog CCD color camera, 1/3" Sony Super HAD CCD, 540TVL, NTSC:768x494, 0.1lux@F1.2, Day&Night: electronic shutter, BLC, 12VDC/24VAC	\$187
DS-2CC191N-A		Analog CCD color camera, 1/3" Sony Super HAD CCD, 540TVL, NTSC:768x494, 0.5lux@F1.2, Day&Night: electronic shutter, BLC, 12VDC/24VAC	\$286
DS-2CC193N-A		Analog CCD color camera, 1/3" Sony Super HAD CCD, 540TVL (Color) 600TVL (B&W), NTSC:768x494, 0.1lux@F1.2 (Color) 0.01@F1.2 (B&W), Day&Night: ICR, 12VDC/24VAC, OSD Menu	\$373
DS-2CC195N-A		Analog CCD color camera, 1/3" Sony Super HAD CCD, 540TVL (Color) 600TVL (B&W), NTSC:768x494, 0.02lux@F1.2 (Color) 0.002@F1.2 (B&W), Day&Night: ICR, BLC, 12VDC/24VAC, OSD menu	\$459
DS-2CC197N-A (Wide Dynamic Range)		Analog CCD color camera, 1/3 inch SONY vertical double density interline CCD, 540TVL (Color) 600TVL (B&W), NTSC:768x494, 0.1lux@F1.2 (Color) 0.01@F1.2 (B&W), Day&Night: ICR, 12VDC/24VAC, OSD Menu, 160X wide dynamic range	\$390
DS-2CC178N-A		540 lines Day/Night color ICR camera, (color 540 lines, B/W 600 lines, Sony 1/3" CCD, OSD Menu) (Color 0.1Lux @ F1.2, 0.0003Lux @ (F1.2, X256), B/W 0.01Lux @ F1.2 0.0003Lux @ (F1.2, X256), DC12V/AC24V), DNR, High light compression	\$315
<b>Analog CCD Zoom Color Camera</b> (mounting brackets not included.)			
DS-2CZ232N		22x zoom color camera, 1/4" Sony Interline transfer HAD CCD, 480TVL, NTSC:768x494, RS-485, 0.1lux@F1.6, 3.9-85.8mm lens, Day&Night: Electronic shutter, OSD menu, BLC, 12VDC	\$343
DS-2CZ252N		23x zoom color camera, 1/4" Sony Interline transfer HAD CCD, 480TVL(color), 520(B&W), NTSC:768x494, RS-485, 0.2lux@F1.6(color), 0.02lux@F1.6(B&W), 3.84-88.4mm lens, Day&Night: ICR, OSD menu, BLC, 12VDC	\$437
<b>Analog CMOS Color Dome</b>			
DS-2CC532N		analog color dome camera, 1/4" CMOS, 480TVL, NTSC:604x480, 0.1lux@F1.2, 3.6mm lens, Pan: 0°, Tilt: 90°, Day&Night: electronic shutter BLC, 12VDC	\$64
<b>Analog CCD Color Dome</b>			
		analog color dome camera, 1/3" Sony Super HAD CCD, up to 540TVL, NTSC:up to 768x494, 0.1lux@F1.2, 3.6mm lens, Pan: 0°, Tilt: 90°, Day&Night: electronic shutter BLC, 12VDC	
DS-2CC502N-M		420 lines Day/Night color CCD dome camera (1/3" SONY Super HAD CCD, 0.1Lux@F1.2, DC12V) 3.6mm@F2.0 Lens	\$73
DS-2CC572N-M		540 lines Day/Night color CCD super resolution dome camera (1/3" SONY Super HAD CCD, 0.1Lux@F1.2, DC12V) 3.6mm@F2.0 Lens	\$101
DS-2CC502N-IMB		420 lines Day/Night color IR CCD dome camera, Vandal proof (1/3" SONY Super HAD CCD, 0.1Lux@F1.2, 10-20 Meter, 0Lux With IR, DC12V) 3.6mm Lens	\$101
DS-2CC572N-IMB		540 lines Day/Night color IR CCD super resolution dome camera, Vandal proof (1/3" SONY Super HAD CCD, 0.1Lux@F1.2, 10-20 Meter, 0Lux With IR, DC12V) 3.6mm Lens	\$130
<b>Analog CCD Color Dome</b>			
		analog color dome camera, 1/3" Sony Super HAD CCD, up to 540TVL, NTSC:up to 768x494, 0.1lux@F1.2, 3.6mm lens, Pan: 0°, Tilt: 90°, Day&Night: electronic shutter BLC, 12VDC	

DS-2CC502N		Analog CCD Dome, 420TVL, 3.6mm lens, 0° Pan, 90° Tilt, 12VDC	\$92
DS-2CC502N-A		Analog CCD Dome, 420TVL, 3.6mm lens, 0° Pan, 90° Tilt, 12VDC/24VAC	\$121
DS-2CC512N		Analog CCD Dome, 480TVL, 3.6mm lens, 0° Pan, 90° Tilt, 12VDC	\$113
DS-2CC512N-A		Analog CCD Dome, 480TVL, 3.6mm lens, 0° Pan, 90° Tilt, 12VDC/24VAC	\$159
DS-2CC592N		Analog CCD Dome, 540TVL, 3.6mm lens, 0° Pan, 90° Tilt, 12VDC	\$139
<b>Analog CCD Vandal-Proof Color Dome</b>		vandal-proof analog color dome camera, 1/3" Sony Super HAD CCD, up to 540TVL, NTSC:up to 768x494, 0.1lux@F1.2, 3.5-8mm lens, Pan: 0°, Tilt: 90°, Day&Night: electronic shutter BLC, 12VDC	
DS-2CC502N-FB		Analog CCD Dome, 420TVL, 3.5-8mm lens, 0° Pan, 90° Tilt, 12VDC	\$127
DS-2CC512N-FB		Analog CCD Dome, 480TVL, 3.5-8mm lens, 0° Pan, 90° Tilt, 12VDC	\$161
DS-2CC592N-FB		Analog CCD Dome, 540TVL, 3.5-8mm lens, 0° Pan, 90° Tilt, 12VDC	\$185
<b>Analog CCD Color Dome</b>		Analog color dome camera, 1/3" Sony Super HAD CCD, up to 540TVL, NTSC:up to 768x494, 0.1lux@F1.2, 3.5-9mm lens, Pan: 355°, Tilt: 90°, Day&Night: electronic shutter BLC, 12VDC	
DS-2CC511N-A		Analog CCD Dome, 480TVL, 3.5-9mm lens, 355° Pan, 90° Tilt, 12VDC	\$229
DS-2CC591N-A		Analog CCD Dome, 540TVL, 3.5-9mm lens, 355° Pan, 90° Tilt, 12VDC	\$257
<b>Analog CCD IR Bullet Color Camera</b> (mounting brackets not included.)		Analog IR bullet camera, 1/3" Sony Super HAD CCD, up to 540TVL, NTSC:up to 768x494, 0.1lux@F1.2 (0lux with IR on),up to 150ft IR illumination, Day&Night auto switch, IP66, BLC, 12VDC	
DS-2CC102N-IR		Analog CCD IR bullet color camera, 420TVL, 6mm lens, 30ft IR illumination, 12VDC	\$104
DS-2CC112N-IR		Analog CCD IR bullet color camera, 480TVL, 6mm lens, 30ft IR illumination, 12VDC	\$127
DS-2CC192N-IR		Analog CCD IR bullet color camera, 540TVL, 6mm lens, 30ft IR illumination, 12VDC	\$151
DS-2CC102N-IR3		Analog CCD IR bullet color camera, 420TVL, 12mm lens, 100ft IR illumination, 12VDC	\$135
DS-2CC112N-IR3		Analog CCD IR bullet color camera, 480TVL, 12mm lens, 100ft IR illumination, 12VDC	\$173
DS-2CC192N-IR3		Analog CCD IR bullet color camera, 540TVL, 12mm lens, 100ft IR illumination, 12VDC	\$196
DS-2CC102N-IR5		Analog CCD IR bullet color camera, 420TVL, 16mm lens, 150ft IR illumination, 12VDC	\$225
DS-2CC112N-IR5		Analog CCD IR bullet color camera, 480TVL, 16mm lens, 150ft IR illumination, 12VDC	\$257
DS-2CC192N-IR5		Analog CCD IR bullet color camera, 540TVL, 16mm lens, 150ft IR illumination, 12VDC	\$298
<b>Analog CCD IR Box Color Camera-Varifocal Lens</b>		Analog IR box color camera-varifocal lens, 1/3" Sony CCD, up to 540TVL, NTSC:up to 768x494, 0.1lux@F1.2 (0lux with IR on),4-9mm lens adjusted by remote control, up to 100ft IR illumination, IP66, BLC, 12VDC	
DS-2CC102N-IRT		Analog CCD IR bullet color camera, 420TVL, 4-9mm lens, 100ft IR illumination, 12VDC	\$361
DS-2CC112N-IRT		Analog CCD IR bullet color camera, 480TVL, 4-9mm lens, 100ft IR illumination, 12VDC	\$393
DS-2CC192N-IRT		Analog CCD IR bullet color camera, 540TVL, 4-9mm lens, 100ft IR illumination, 12VDC	\$419
<b>Analog CCD IR Color Mini Dome</b>		Analog IR mini dome, 1/3" Sony Super HAD CCD, up to 540TVL, NTSC:up to 768x494, 0.1lux@F1.2 (0lux with IR on),up to 100ft IR illumination, Day&Night auto switch, IP66, BLC, 12VDC	
DS-2CC502N-IR		Analog CCD IR mini dome, 420TVL, 6mm lens, 30ft IR illumination, 12VDC	\$104
DS-2CC512N-IR		Analog CCD IR mini dome, 480TVL, 6mm lens, 30ft IR illumination, 12VDC	\$135
DS-2CC592N-IR		Analog CCD IR mini dome, 540TVL, 6mm lens, 30ft IR illumination, 12VDC	\$161
DS-2CC502N-IR3		Analog CCD IR mini dome, 420TVL, 12mm lens, 100ft IR illumination, 12VDC	\$135
DS-2CC512N-IR3		Analog CCD IR mini dome, 480TVL, 12mm lens, 100ft IR illumination, 12VDC	\$161
DS-2CC592N-IR3		Analog CCD IR mini dome, 540TVL, 12mm lens, 100ft IR illumination, 12VDC	\$196
<b>Pinhole CCD Color Camera</b>			




















DS-2CC502N-DG1		Analog Pinhole Camera, 1/3" Sony Super HAD CCD, 420TVL, NTSC, 0.5lux@F1.2, 3.7mm pinhole lens, Auto White Balance, Auto Gain Control, Electronic Shutter Control, and Backlight Compensation BLC, 12VDC	\$116
DS-2CC512N-DG1		Analog Pinhole Camera, 1/3" Sony Super HAD CCD, 480TVL, NTSC, 0.1lux@F1.2, 3.7mm pinhole lens, Auto White Balance, Auto Gain Control, Electronic Shutter Control, and Backlight Compensation BLC, 12VDC	\$144
DS-2CC597N-DG1		Analog Pinhole Wide Dynamic Range 160x Camera, 1/3" Sony Vertical Interline Double Density CCD, 540TVL, NTSC, 0.1lux@F1.2, 3.7mm WDR lens, Auto White Balance, Auto Gain Control, Electronic Shutter Control, and Backlight Compensation BLC,WDR 160x, 12VDC	\$257
<b>Pinhole Wide-Angle CCD Color Camera</b>			
DS-2CC502N-DG2		420 lines Day/Night color CCD camera,Sony 1/3 CCD, 0.05Lux@F1.2, wide-angle Lens,lens 2.45mm,DC12V	\$121
DS-2CC512N-DG2		480 lines Day/Night color CCD high resolution camera,Sony 1/3 CCD, 0.05Lux@F1.2, wide-angle Lens,lens 2.45mm,DC12V	\$151
DS-2CC597N-DG2		540 lines Day/Night color CCD super resolution WDR camera,Sony 1/3 vertical double density interline CCD, OSD Menu,0.1Lux @ F1.2, Lens 2.45mm, WDR: 160X, DC12V	\$257
<b>IR Water-Proof Box Camera</b>			
DS-2CC102N-IRA		420 lines Water-Proof color IR CCD camera (Sony 1/3 CCD,100-110 Meter, 0Lux With IR,DC12V) (25mm Lens)	\$459
DS-2CC112N-IRA		480 lines Water-Proof color IR CCD high resolution camera (Sony 1/3 CCD,100-110 Meter, 0Lux With IR,DC12V) (25mm Lens)	
DS-2CC192N-IRA		540 lines Water-Proof color IR CCD high resolution camera (Sony 1/3 CCD,100-110 Meter, 0Lux With IR,DC12V) (25mm Lens)	\$517

Model	Appearance	Description	MSRP	
<b>6" Fast Speed PTZ Dome</b> (mounting bracket included.)				
DS-2AF1-611X (Indoor/Outdoor)		18x zoom 6" fast speed dome camera, 1/4" Sony EXview CCD, 480TVL, NTSC:768x494,1.0lux@F1.4, 4.1-73.8mm lens, 0.3-400° /s Pan, 0.5-150° /s Tilt, Day&Night: Electronic shutter, BLC, IP66 (outdoor), wall mnt. brck. DS-1611ZJ	\$1,687	
DS-2AF1-631X (In-Ceiling)		18x zoom 6" fast speed dome camera, 1/4" Sony EXview CCD, 480TVL (color) 520TVL (B&W), NTSC:768x494, 0.2lux@F1.6 (color), 0.02lux@F1.6 (B&W), 4.1-73.8mm lens, 0.3-400° /s Pan, 0.5-150° /s Tilt, Day&Night: ICR, BLC, IP66 (outdoor), wall mnt. brck. DS-1611ZJ	\$1,572	
DS-2AF1-613X (Indoor/Outdoor)			22x zoom 6" fast speed dome camera, 1/4" Sony Super HAD CCD, 480TVL, NTSC:768x494, 0.1lux@F1.6, 3.9-85.8mm lens, 0.3-400° /s Pan, 0.5-150° /s Tilt, Day&Night: Electronic Shutter, BLC, IP66 (outdoor), wall mnt. brck. DS-1611ZJ	\$1,777
DS-2AF1-633X (In-Ceiling)			\$1,661	
DS-2AF1-612X (Indoor/Outdoor)			\$1,210	
DS-2AF1-632X (In-Ceiling)			\$1,095	
<b>6" Fast Speed PTZ Dome (cont.)</b> (mounting bracket included.)				
DS-2AF1-614X (Indoor/Outdoor)		23x zoom 6" fast speed dome camera, 1/4" Sony Super HAD CCD, 480TVL (color) 520TVL (B&W), NTSC:768x494, 0.1lux@F1.6(color), 0.02lux@F1.6(B&W), 3.84-88.4mm lens, 0.3-400°/s Pan, 0.5-150°/s Tilt, Day&Night: ICR, BLC, IP66 (outdoor), wall mnt. brck. DS-1611Z	\$1,529	
DS-2AF1-634X (In-Ceiling)		\$1,413		
DS-2AF1-615X (Indoor/Outdoor)		26x zoom 6" fast speed dome camera, 1/4" Sony EXview CCD, 480TVL (color) 520TVL (B&W),NTSC:768x494,0.7lux@F1.4(color), 0.01lux@F1.4(B&W), 3.5-91mm lens, 0.3-400°/s Pan, 0.5-150°/s Tilt, Day&Night: ICR, BLC, up to 16G SDcard, IP66 (outdoor),wall mnt. brck.	\$2,279	
DS-2AF1-635X (In-Ceiling)		\$2,163		
DS-2AF1-616X (Indoor/Outdoor)			30x zoom 6" fast speed dome camera, 1/4" Sony Interline Transfer CCD, 540TVL (color) 570TVL (B&W), NTSC:768x494, 1.8lux@F1.4 (color), 0.04lux@F1.4 (B&W), 3.5-105mm lens, 0.3-400°/s Pan, 0.5-150°/s Tilt, Day&Night: ICR, BLC, IP66 (outdoor), wall mnt. brck.	\$1,759
DS-2AF1-636X (In-Ceiling)			\$1,643	
DS-2AF1-617X (Indoor/Outdoor)			36x zoom 6" fast speed dome camera, 1/4" Sony EXview CCD, 480TVL (color) 520TVL (B&W), NTSC:768x494, 1.4lux@F1.4 (color), 0.01lux@F1.4 (B&W), 3.4-122.4mm lens, 0.3-400°/s Pan, 0.5-150°/s Tilt, Day&Night: ICR, BLC, IP66 (outdoor), wall mnt. brck. DS-1611ZJ	\$2,479
DS-2AF1-637X (In-Ceiling)			\$2,363	
DS-2AF1-617X-B (Indoor/Outdoor)			36x zoom, <b>128x Wide Dynamic Range (WDR)</b> , 6" fast speed dome camera, 1/4" Sony EXview CCD, 480TVL (color) 520TVL (B&W), NTSC:768x494, 1.4lux@F1.4 (color), 0.01lux@F1.4 (B&W), 3.4-122.4mm lens, 0.3-400° /s Pan, 0.5-150° /s Tilt, Day&Night: ICR, BLC, IP66 (outdoor)	\$2,739
DS-2AF1-637X-B (In-Ceiling)				\$2,623
<b>5" Fast Speed PTZ Dome</b> (mounting bracket included.)				
<b>Preset:256,Speed:0.10-4000/s(Horizontal), Decode:Hik, Pelco-P, Pelco-D,self-adaptive Automatic Heater, Lightning-Proof, Surge-Proof, -300-- 650C Auto Mode, Park Actions, Status Memory, Schedule Actions, Alarm Actions</b>				
DS-2AF1-512 (Outdoor)		PAL:752(H)x582(V),NTSC:768(H)x494(V), 1/4" Sony Super HAD CCD, 480 TVL Color: ≤0.1Lux, Zoom:22x, Focus: 3.9-85.8mm, SNR>50db,Tilt Range:-5°~185°(Auto Flip) Electronic shutter:1/50(1/60)-1/10000s, AC24V(DC12V Optional)	\$1,153	
DS-2AF1-502 (Indoor)		\$1,153		
DS-2AF1-514 (Outdoor)		PAL:752(H)x582(V),NTSC:768(H)x494(V), 1/4" Sony Super HAD CCD, ICR Color: ≤0.2Lux, Zoom:23x, Color: 480TVL, B/W: 520TVL Focus: 3.84-88.4mm, SNR>50db,Tilt Range:-5°~185°(Auto Flip) Electronic shutter:1/50(1/60)-1/10000s, AC24V(DC12V Optional)	\$1,470	
DS-2AF1-516 (Outdoor)			PAL:752(H)x582(V),NTSC:768(H)x494(V), 1/4" Interline Transfer CCD, ICR Color: ≤0.8Lux, Zoom:30x, Digital Zoom: 16X,Color: 540TVL, B/W: 570TVL Focus: 3.5-105mm, SNR>50db,Tilt Range:-5°~185°(Auto Mirror) Electronic shutter:1/50(1/60)-1/10000s, AC24V	\$1,702
DS-2AF1-517 (Outdoor)			PAL:752(H)x582(V),NTSC:768(H)x494(V), 1/4" Sony EXVIEW CCD, ICR Color: ≤1.4Lux, Zoom:36x, Digital Zoom: 12X, Color: 480TVL, B/W: 520TVL Focus: 3.4-122.4mm, SNR>50db,Tilt Range:-5°~185°(Auto Mirror) Electronic shutter:1/50(1/60)-1/10000s, AC24V(DC1	\$2,423
<b>4" Fast Speed PTZ Dome</b>				
DS-2AF1-401X		10x zoom 4" medium speed dome camera, 1/4" Sony Interline transfer CCD, 500TVL (color) 570TVL (B&W), NTSC:768x494, 0.7lux@F1.4 (color), 0.02lux@F1.4 (B&W), 3.8-38mm lens, 0.3-400°/s Pan, 0.3-150°/s Tilt, Day&Night: ICR, BLC, 24VAC/12VDC	\$1,066	

Model	Appearance	Description	MSRP
<b>Embedded DVS</b>			
DS-6101HFI-IP-SD		H.264, Linux Embedded, Up to 4CIF@30fps, NTSC:704x480, 1ch BNC, 1ch audio in/out, 1ch voice talk, RJ45,RJ232, RS-485, Alarm Input, Relay out, DC 12V, supports Sdcard, TCP,UTP,RTP, Multicast,DHCP, PPPoE, HTTP	\$477
DS-6104HCI-SD		H.264, Linux Embedded, CIF@30fps, NTSC:352x240, 4ch BNC, 4ch audio in/ 1 out, 1ch voice talk, RJ45,RJ232, RS-485, 4 Alarm Input, 2 Relay out, DC 5V, supports Sdcard, TCP,UTP,RTP, Multicast,DHCP, PPPoE, HTTP	\$563
<b>Decoder Server</b>			
<b>High Definition Hardware Decoder (720p/SVGA/VGA/4CIF/2CIF/CIF/QCIF) Supports Mpeg4,Standard H.264 ,Hikvision Embedded DVR/DVS/ IP camera VGA &amp; Composite output,Include Total SDK</b>			
DS-6301DI		2 ch 4CIF decode(multi-window), or 1 ch 720P decode 1 channel analog video and audio output, 1 VGA output	\$863
DS-6304DI		4 ch 4CIF decode, or 2 ch 720P decode 4 channel analog video and audio output, 2 VGA output	\$1,210
DS-6308DI		8 ch 4CIF decode, or 4 ch 720P decode 8 channel analog video and audio output, 4 VGA output	\$1,673

Model	Appearance	Description	MSRP
<b>Compression Cards</b>			
<b>H.264, 4CIF@30fps real time, High-efficiency video processing chip, PCI 2.2 standard, supports multiple cards plugged in PC, motion detection, OSD, LOGO, and mask overlay, extra-low power consumption</b>			
DS-4208HFVI		8ch video/audio input (BNC), 162mmx101mm, <7W	\$589
DS-4216HFVI		16ch video/audio input (BNC), 213mmx101mm, <14W	\$1,026
DS-4216HCI		16 channels video&audio at CIF (real time)	\$589
<b>H.264, PCI 2.2 standard, dual stream, motion detection, OSD, LOGO, and mask overlay, software supports up to 64ch, full SDK and demo source code, supports Windows XP, Vista, and Linux</b>			
DS-4004HCI		4ch video/audio input (BNC), 4ch CIF/2CIF@30fps real time, 2ch 4CIF/DCIF@30fps real time, or 4ch 4CIF/DCIF@30fps not real time, 250mmx106mm, <3.5W	\$338
DS-4008HCI		8ch video/audio input (BNC), 8ch CIF/2CIF@30fps real time, 4ch 4CIF/DCIF@30fps real time, or 8ch 4CIF/DCIF@30fps not real time, 250mmx106mm, <7W	\$664
DS-4008HCI-E		Support PCI-Express, spec. same as DS-4008HCI	\$716
DS-4016HCI		H.264, 16ch video/audio input (BNC), 16ch CIF/2CIF@30fps real time, 8ch 4CIF/DCIF@30fps real time, or 16ch 4CIF/DCIF@30fps not real time, 250mmx106mm, <22W	\$1,184
<b>H.264, PCI 2.2 standard, dual stream, motion detection, OSD, LOGO, and mask overlay, software supports up to 64ch, full SDK and demo source code, supports Windows XP, Vista, and Linux</b>			
DS-4008HSI		8ch video/audio input (BNC), Preview resolution: 4CIF@30fps realtime, Compression resolution: 8ch CIF@30fps real time or 8ch 4CIF/2CIF not real time, 178mmx99mm, <4.5W	\$359
DS-4016HSI		8ch video/audio input (BNC), Preview resolution: 4CIF@30fps realtime, Compression resolution: 8ch CIF@30fps real time or 8ch 4CIF/2CIF not real time, 198mmx9100mm, <9W	\$676
<b>High Definition Hardware Decoder card (HD1080/UXGA/720p/4CIF/2CIF/CIF/QCIF)</b>			
<b>Support Windows 2000/XP/Server 2003/Vista/ 7 /Linux) Supports Standard H.264 Hikvision PCI cards/Embedded DVR/DVS/ IP camera Include Total SDK</b>			
DS-4101HDI		Support 1 channel HD1080/UXGA decode;or 2 channels 720p decode;or 4 channels 4CIF/DCIF/2CIF/CIF/QCIF decode	\$907

Model	Appearance	Description	MSRP
TF0216		Iris:Fixed, Focal length:2.1mm, Aperture:1.6, Mount:CS 1/3" Sensor	\$29
TF0412-IR		Iris:Fixed, Focal length:4mm, Aperture:1.2, Mount:CS 1/3" Sensor,IR	\$17
TV2713D-IR		Iris:Auto Iris, Focal length:2.7-13mm, Aperture:1.3, Mount:CS 1/3" Sensor,IR	\$99
TV0550D-IR		Iris:Auto Iris, Focal length:5-50mm, Aperture:1.4, Mount:CS 1/3" Sensor,IR	\$116
FY28V8AW		Iris:Auto Iris, Focal length:2.8-8mm, Aperture:0.95, Mount:CS 1/3" Sensor	\$109
<b>For MegaPixels IP Camera</b>			
TV0515M-MPIR		Iris:Manual, Focal length:5-15mm, Aperture:1.4, Mount:CS 1/3" Sensor,IR	\$35
HV4510M-MPIR		Iris:Manual, Focal length:4.5-10mm, Aperture:1.6, Mount:CS 1/2" Sensor,IR	\$151
<b>For MegaPixels IP Camera</b>			
YV4.3*2.8SA-SAWL		Iris:Auto Iris, Focal length:2.8-12mm, Aperture:1.4, Mount:CS 1/3" Sensor	\$361
YV3.3*15SA-SAWL		Iris:Auto Iris, Focal length:15-50mm, Aperture:1.5, Mount:CS 1/3" Sensor	\$489
TV0515D-MPIR		Iris:Auto Iris, Focal length:5-15mm, Aperture:1.4, Mount:CS 1/3" Sensor,IR	\$47
HV4510D-MPIR		Iris:Auto Iris, Focal length:4.5-10mm, Aperture:1.6, Mount:CS 1/2" Sensor,IR	\$179
<b>For MegaPixels IP Camera</b>			
12VG1040ASIR		Iris:DC Type Auto Iris, Focal length:10-40mm, Aperture:1.5, Mount:C 1/2" Sensor,IR	\$419
D8*7.8HA-YE2		Iris:DC Type Auto Iris, Focal length:7.8-63mm, Aperture:1.2, Mount:CS 1/2" Sensor, Motorized Zoom Lens	\$1,661

Model	Appearance	Description	MSRP
<b>4" Speed Dome Brackets</b>			
DS-1611ZJSL		4" Indoor Speed Dome Bracket, Silver, Wall Mount - Size:347x100x192mm (13.6x4x7.5in)	\$49
DS-1612ZJSL		4" Indoor Speed Dome Bracket, Silver, Size:183x141x192	\$52
DS-1671ZJ		4" Indoor Ceiling Embedded Mount	\$34
DS-1217ZJ		Wall mount dome bracket for DS-2CD752/762MF-FB vandal proof	\$52
DS-1651ZJSL		30cm, 4" Indoor Speed Dome Pendant Mount - Size:120x120x332mm(4.75x4.75x13in)	\$38
DS-1652ZJSL		50cm, 4" Indoor Speed Dome Pendant Mount - Size:120x120x332mm(4.75x4.75x13in)	\$57
<b>6" Speed Dome Brackets</b>			
DS-1611ZJWH		6" Outdoor Speed Dome Bracket, White, Wall Mount - Size:347x100x192mm (13.6x4x7.5in)	\$49
DS-1632ZJ		6" Outdoor Speed Dome Bracket, White, Corner Mount -Size:456x170x202mm (18x6.75x8in)	\$73
DS-1651ZJWH		6" Indoor Speed Dome Bracket, White, 30cm Pendant Mount - Size:120x120x332mm(4.75x4.75x13in)	\$57
DS-1652ZJWH		6" Indoor Speed Dome Bracket, White, 50cm Pendant Mount - Size:120x120x332mm(4.75x4.75x13in)	\$57
DS-1621ZJ		6" Outdoor Speed Dome Bracket, White, Pole Mount - Size:393x120x202mm (15.5x4.75x12in)	\$87
DS-1642ZJ		6" Outdoor Speed Dome Bracket, White, Ceiling Mount Bracket - Size120x120x40mm(4.75x4.75x1.5in)	\$17
<b>Camera Mount</b>			
DS-1201ZJ		Suitable for box cameras, Celiling Mount - Size:80x171mm (3x6.75in)	\$14
DS-1212ZJ		Suitable for box camera and indoor housing, Wall Mount - Size:170x95x63mm (6.75x3.75x2.5in)	\$23
DS-1213ZJ		Suitable for box camera and indoor/outdoor housing, Wall Mount - Size:280x124x80mm (11x5x3in)	\$23
DS-1208ZJ		Bracket for Vandal-Proof Dome, Dimension: 190x160x135	\$26
<b>Power Supply</b>			
BSW0127-1210002		DC12V/1.25A Power Supply, Jack Connector.	\$17
BSW0127-1210002		DC12V/1.25A Power Supply, flying leads.	\$17
TEAC-66-242300U		5.5amps, 24V Power Supply, flying leads.	\$57